

Liturgicraft

"Unless the people understand the symbol, it has no value." -Paul Kretzmann

Liturgicraft: The Time of the Church **Equilateral Triangle**


Decorate your space for every season with simple, high value crafts. Liturgicrafting is a fun and engaging way to teach children and their adults about the rich history gifted to us through the symbols and customs used in liturgical worship.

The Time of the Church begins with Trinity and ends before Advent. It is the longest time of the church year and contains a number of feasts and festivals. The liturgical color for Trinity is white. White signifies purity, eternity, perfection and joy.

As one of the oldest symbols for the Trinity, the equilateral triangle emphasizes the equality of the Persons of the Trinity. The Father, the Son and the Holy Ghost are, as confessed in the Athanasian Creed, equal in glory. They are all uncreated, infinite, eternal, almighty, God and Lord, yet are distinct persons and one God.

"The equilateral triangle, with its apex upward is one of the oldest of the Trinity emblems. Its sides are equal, its angles equal, and it carries with it the idea of unity, because it has three sides and three angles which are identical to one another in every respect, and yet are three distinct sides and angles."

-F. R. Webber




Liturgicraft along with us as we use
crayon resist watercolor to paint a bright stained glass equilateral triangle.

Materials

- Black crayon
- Watercolors
- Multimedia/watercolor paper
- A protractor OR the equilateral triangle template below


1.



Make an equilateral triangle using a protractor. Each angle is 60° and each side is equal in length, however big you make it. If you don't have a protractor, scroll down for the FREE Season of Trinity: Equilateral Triangle template. There are three sizes to choose from. Because of the perspective in the above photo, the triangle does not appear to be equilateral, but it is! Cut out.

2.


Using a black crayon on multimedia or watercolor paper (preferred), trace your equilateral triangle then add random spaces branching off of the triangle as stained glass would, but when your six year old insists on doing it herself, roll with it.




3.



Paint and display! Enjoy being reminded of the equality of the Persons of the Trinity.





SHIELD OF THE HOLY TRINITY